
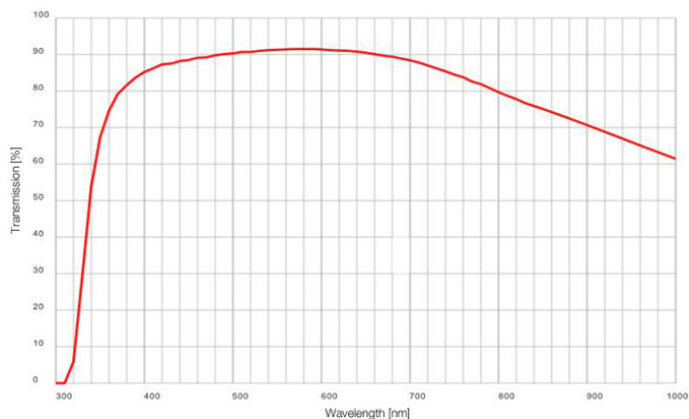


## Data Sheet

# UMPLFLN 20XW

## LUMPLFLN-W Series

This is a series of water immersion objective lenses developed for experiments in electrophysiology. The UW multi-coating displays flat images with a high transmission factor up to the near infrared region, while also achieving excellent DIC and fluorescence from the visible range to infrared. Also available is a 60x objective with NA 1.1 and 1.5 mm working distance, making it ideal for fluorescence imaging of brain tissue as well as other tissue and specimens.



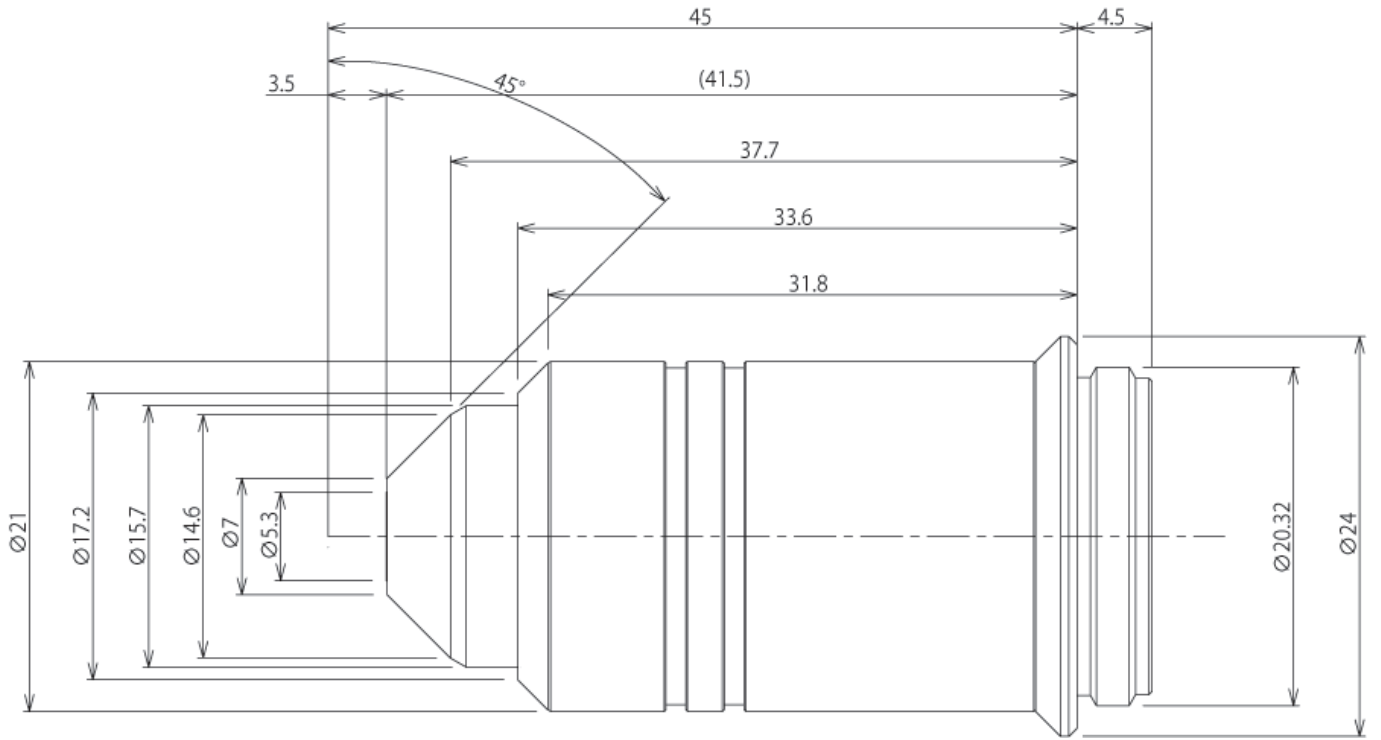
Numerical Aperture (NA)	0.5
Working distance (W.D.) (mm)	3.5
Field Number (F.N.)	26.5
Cover Glass Thickness (mm)	0
Immersion	Water
Spring	-
Correction Collar	-
Iris Diaphragm	-
Waterproof & Oil proof function	Yes
Ultra Wide anti-reflection coating	Yes
Super apochromatic	-
Brightfield	Excellent
Darkfield	Good
DIC	Good
Phase Contrast	N/A
Relief Contrast	N/A
Polarized Light	Good
Fluorescence (B, G Excitation)	Excellent
UV Fluorescence (at 365nm)	Excellent
IR DIC	Good
Multi photon excitation	N/A

Specifications, design and accessories are subject to change without any notice or obligation on the part of the manufacturer.

Data Sheet

# UMPLFLN 20XW

## LUMPLFLN-W Series



Specifications, design and accessories are subject to change without any notice or obligation on the part of the manufacturer.